

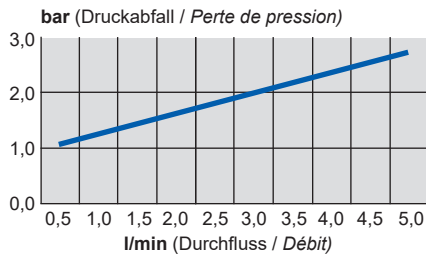
Rückschlag-Ventile RV "Druckverlust"

Clapets anti-retour RV "Perte de pression"

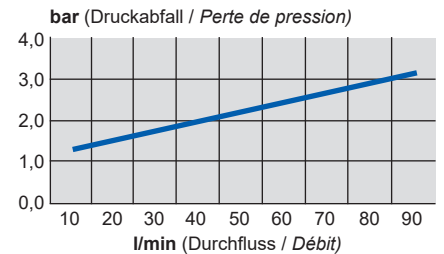
In allen Diagrammen ist der Maximalwert Durchfluss (l/min) bezogen auf die maximal zulässige Strömungsgeschwindigkeit $V = 8 \text{ m/s}$
Achtung! Bitte beachten Sie die zulässigen Druckangaben der Rohrverschraubungen

Dans tous les diagrammes, la valeur maximale du débit (l/min) se rapporte à une vitesse d'écoulement maximum admissible de $V = 8 \text{ m/s}$
Attention ! Veuillez svp observer les limites de pression admissibles des raccords


RV06L
RV06S
RV08S



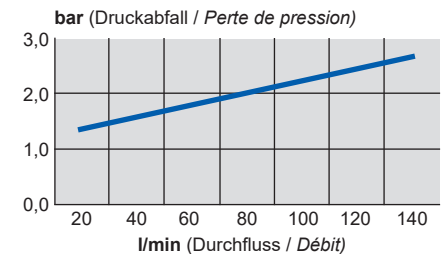
RV18L
RV20S




RV08L
RV10S



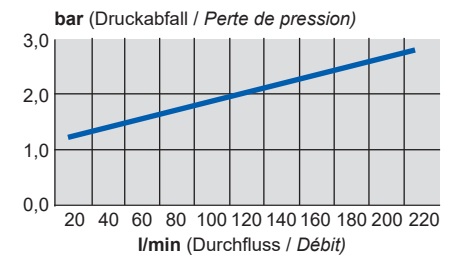
RV22L
RV25S




RV10L
RV12S



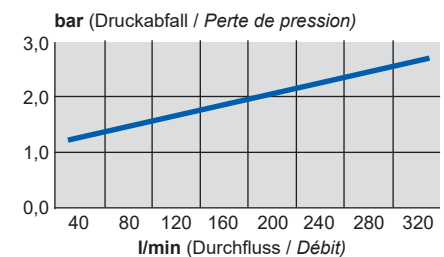
RV28L
RV30S



RV12L
RV14S



RV35L
RV42L
RV38S



RV15L
RV16S

