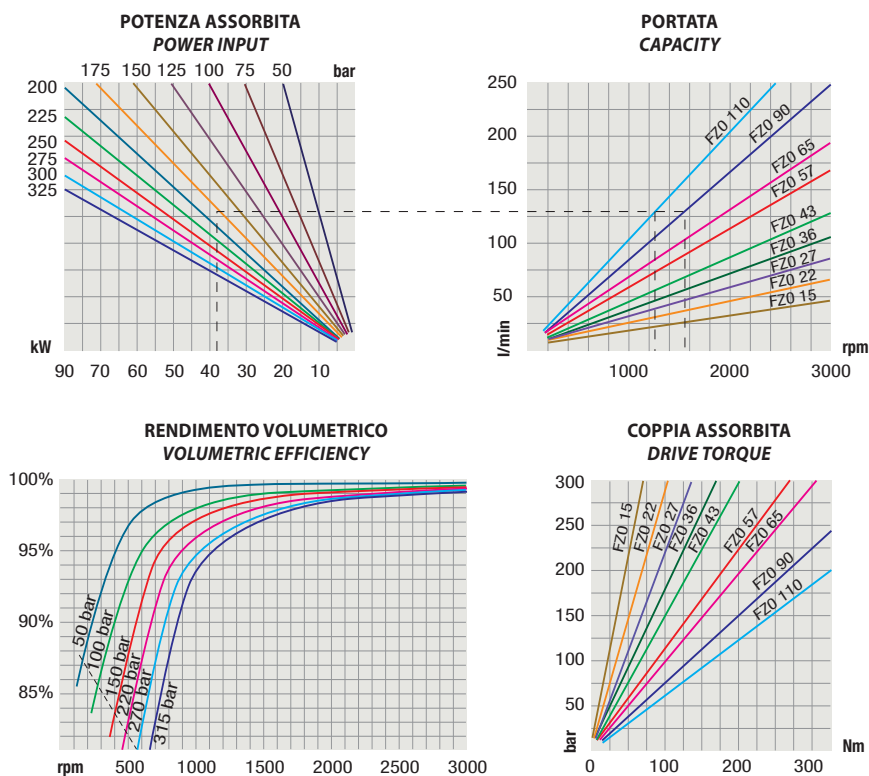


FZO Zahnradpumpe / Pompe à grenages

21 UNI 222

TIPO / TYPE		FZO 15	FZO 22	FZO 27	FZO 36	FZO 43	FZO 57	FZO 65	FZO 90	FZO 110
Cilindrata Displacement	Vg cm ³ /n cm ³ /rev.	15	22	27	36	43	57	65	84	105
Pressione massima continua Max continuous operating pressure	P1	315	305	300	300	280	240	220	210	180
Pressione massima intermittente Max intermittent operating pressure	(max 30 s) P2	340	330	325	325	305	265	240	230	200
Pressione massima di picco Max peak pressure	(≤ 0.1 s) P3	450	450	450	450	400	380	350	300	250
Velocità massima intermittente Max intermittent speed	(P ≤ 20 bar) n3	4000	4000	3500	3500	3500	3500	3500	3500	3000
Velocità massima continua Max continuous speed	(≤ P1) n1	2500	2500	2200	2200	2200	2000	1800	1500	1500
Velocità minima intermittente Min intermittent speed	(≤ P2 x 0.5) (max 30 s) n4	450	450	350	350	350	300	300	300	300

DIAGRAMMI / DIAGRAMS



RILIEVI ESEGUITI CON OLIO ISO VG 46 A 50° C ($\nu = 30 \text{ cSt}$)
 THE ABOVE SPECIFICATIONS REFER TO OIL TYPE ISO VG 46 AT 50° C ($\nu = 30 \text{ cSt}$)


FZO Zahnradpumpe / Pompe à grenages

DIN 5462 SE

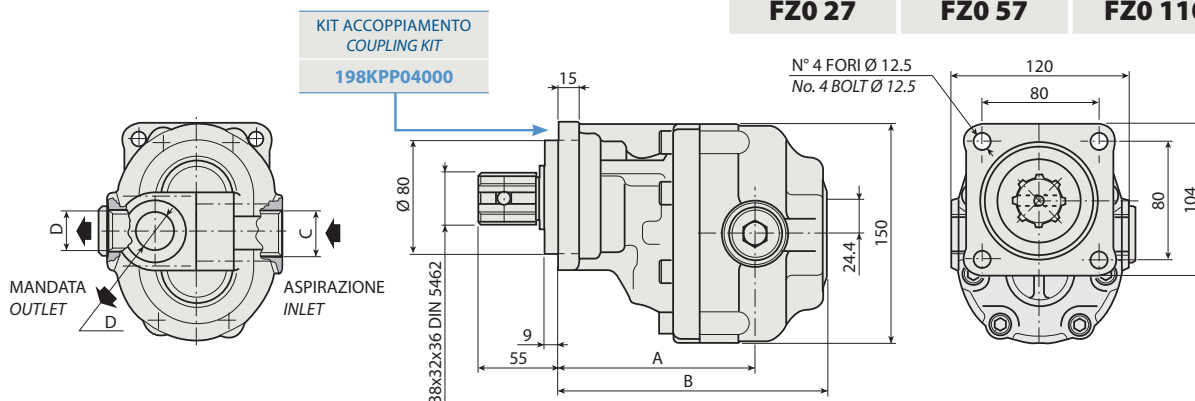
CODICE DI ORDINAZIONE / ORDERING CODE

200 FZO XXX X S

200 TIPO / TYPE
 POMPA AD INGRANAGGI / GEAR PUMP
FZO CILINDRATA / DISPLACEMENT
XXX ROTAZIONE / ROTATION
X D = DESTRO / CLOCKWISE
S S = SINISTRO / ANTICLOCKWISE



FZO 15	FZO 36	FZO 65
FZO 22	FZO 43	FZO 90
FZO 27	FZO 57	FZO 110



CARATTERISTICHE E DATI TECNICI / SPECIFICATIONS AND TECHNICAL DATA

TIPO TYPE	CODICE / CODE		CILINDRATA DISPLACEMENT cm ³ /rev.	A mm	B mm	C ASPIRAZIONE INLET	D MANDATA OUTLET	PESO WEIGHT kg
	ROTAZIONE DESTRA CLOCKWISE ROT.	ROTAZIONE SINISTRA ANTICLOCKWISE ROT.						
FZO 15	200FZ0015DS	200FZ0015SS	15	123	169	3/4" G	1/2" G	10.8
FZO 22	200FZ0022DS	200FZ0022SS	22	126	174	3/4" G	1/2" G	11.3
FZO 27	200FZ0027DS	200FZ0027SS	27	125	179	3/4" G	1/2" G	11.5
FZO 36	200FZ0036DS	200FZ0036SS	36	128	184	3/4" G	1/2" G	12
FZO 43	200FZ0043DS	200FZ0043SS	43	131	189	1" G	3/4" G	12.4
FZO 57	200FZ0057DS	200FZ0057SS	57	138	199	1" G	3/4" G	13.2
FZO 65	200FZ0065DS	200FZ0065SS	65	143	204	1" G	3/4" G	13.7
FZO 90	200FZ0090DS	200FZ0090SS	84	152.5	219	1" 1/4 G	1" G	14.7
FZO 110	200FZ0110DS	200FZ0110SS	105	164.5	231	1" 1/4 G	1" G	16.5

KIT RASAMENTI / THRUST PLATES KIT CODICE / CODE 20601800000

KIT GUARNIZIONI COMPLETO / COMPLETE SEALS KIT CODICE / CODE 21900900000

Per la scelta dei raccordi orientabili vedi pag. 212-213 / For the selection of adjustable fittings see page 212-213

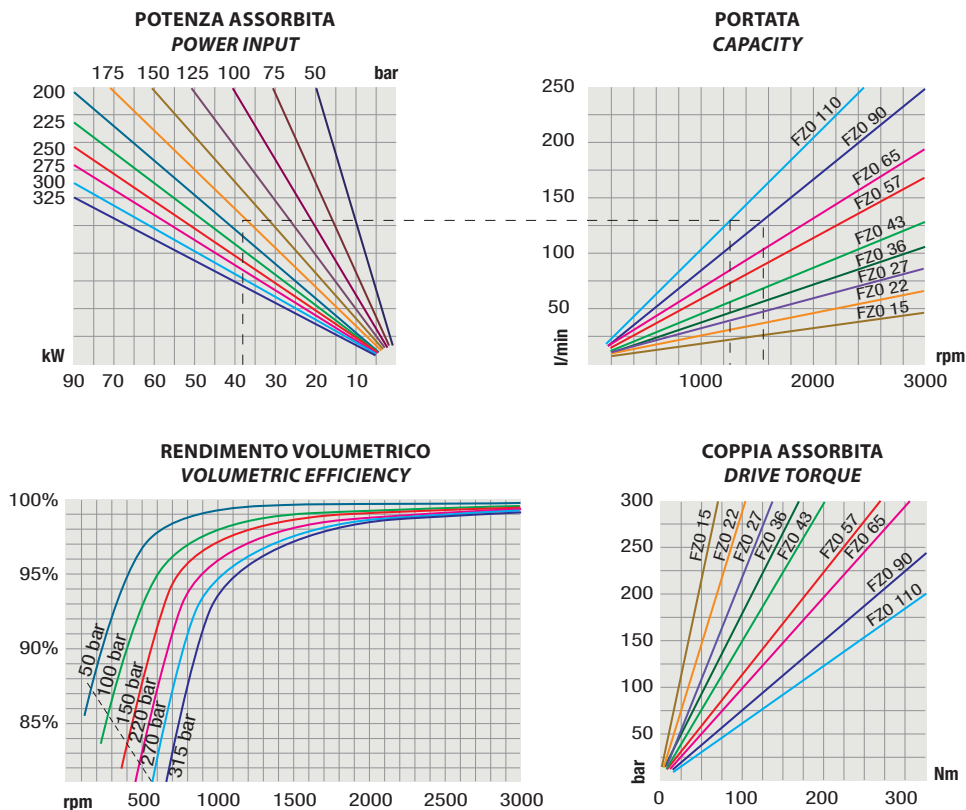
- A richiesta possono essere fornite le pompe ad ingranaggi con le guarnizioni HNBR per climi freddi (-40 °C).
- On request our gear pumps may be supplied with HNBR seals for cold climates (-40 °C).

FZO Zahnradpumpe / Pompe à grenages

DIN 5462 SE

TIPO / TYPE			FZO 15	FZO 22	FZO 27	FZO 36	FZO 43	FZO 57	FZO 65	FZO 90	FZO 110	
Cilindrata Displacement	Vg	cm ³ /n cm ³ /rev.	15	22	27	36	43	57	65	84	105	
Pressione massima continua Max continuous operating pressure	P1		315	305	300	300	280	240	220	210	180	
Pressione massima intermittente Max intermittent operating pressure	(max 30 s)	P2	bar	340	330	325	325	305	265	240	230	200
Pressione massima di picco Max peak pressure	(≤ 0.1 s)	P3		450	450	450	450	400	380	350	300	250
Velocità massima intermittente Max intermittent speed	(P ≤ 20 bar)	n3		4000	4000	3500	3500	3500	3500	3500	3000	
Velocità massima continua Max continuous speed	(≤ P1)	n1	n/min r.p.m.	2500	2500	2200	2200	2200	2000	1800	1500	
Velocità minima intermittente Min intermittent speed	(≤ P2 x 0.5) (max 30 s)	n4		450	450	350	350	350	300	300	300	

DIAGRAMMI / DIAGRAMS



RILIEVI ESEGUITI CON OLIO ISO VG 46 A 50° C (ν = 30 cSt)
THE ABOVE SPECIFICATIONS REFER TO OIL TYPE ISO VG 46 AT 50° C (ν = 30 cSt)